



SEATTLE CITY COUNCIL PUBLIC SAFETY COMMITTEE BRIEFING

DECEMBER 2025



Topics

- Priorities
 - Seattle-Centric Policing
 - Crime Statistics
 - Police Neighborhood Resource Center Pilot
 - Hiring Statistics
-
- Schedule for reporting and enhancements
 - January preliminary report for 2025
 - February final report for 2025

Seattle Police Department Priorities

Crime Prevention	Ethics, Integrity, and Reform
Community Coalition Building	Community Partnerships
Officer and Employee Safety and Wellness	Best Practices in Policing
Officer Retention and Recruitment	Continual Improvement

Seattle-Centric Policing

- Integrated Partnerships
- Community Centered
- Crime and Harm Focused
- City Supported
- Service Oriented
- Living plan updated every 12-18 months with input from stakeholders



Crime Statistics 11 months of 2025

- 3,863 fewer crime victims across seven crime categories
- 21 fewer homicides - a 36% reduction (from 58 to 37; 2019 last comparable year)
- 39 fewer non-fatal injury shootings - a 28% reduction (from 137 to 98)
- 159 fewer aggravated assaults - a 5% reduction (from 3,070 to 2,911)
- 244 fewer robberies - a 15% reduction (from 1,580 to 1,336)
- 263 fewer theft from motor vehicles - a 3% reduction (from 7,784 to 7,521)
- 1,587 fewer cars stolen - a 23% reduction (from 6,876 to 5,289)
- 1,550 fewer burglaries - a 19% reduction (from 8,216 to 6,666)

Crime Statistics 11 months of 2025

Homicide Case Clearance Rate

- Exceeds national average
 - The 2025 year-to-date homicide clearance rate is **83%**
 - Investigations are ongoing for open cases
 - 2024 and 2023 homicide clearance rate were **57%** and **49%** respectively
 - The national average for homicide clearance in 2024 is **61%** and 2023 is **59%**

ON TRACK TO SURPASS 2025 REDUCTION GOAL

Goal: **3% Reduction**

5Y average: 57

Baseline 2024 : 58

Target 2025: 56

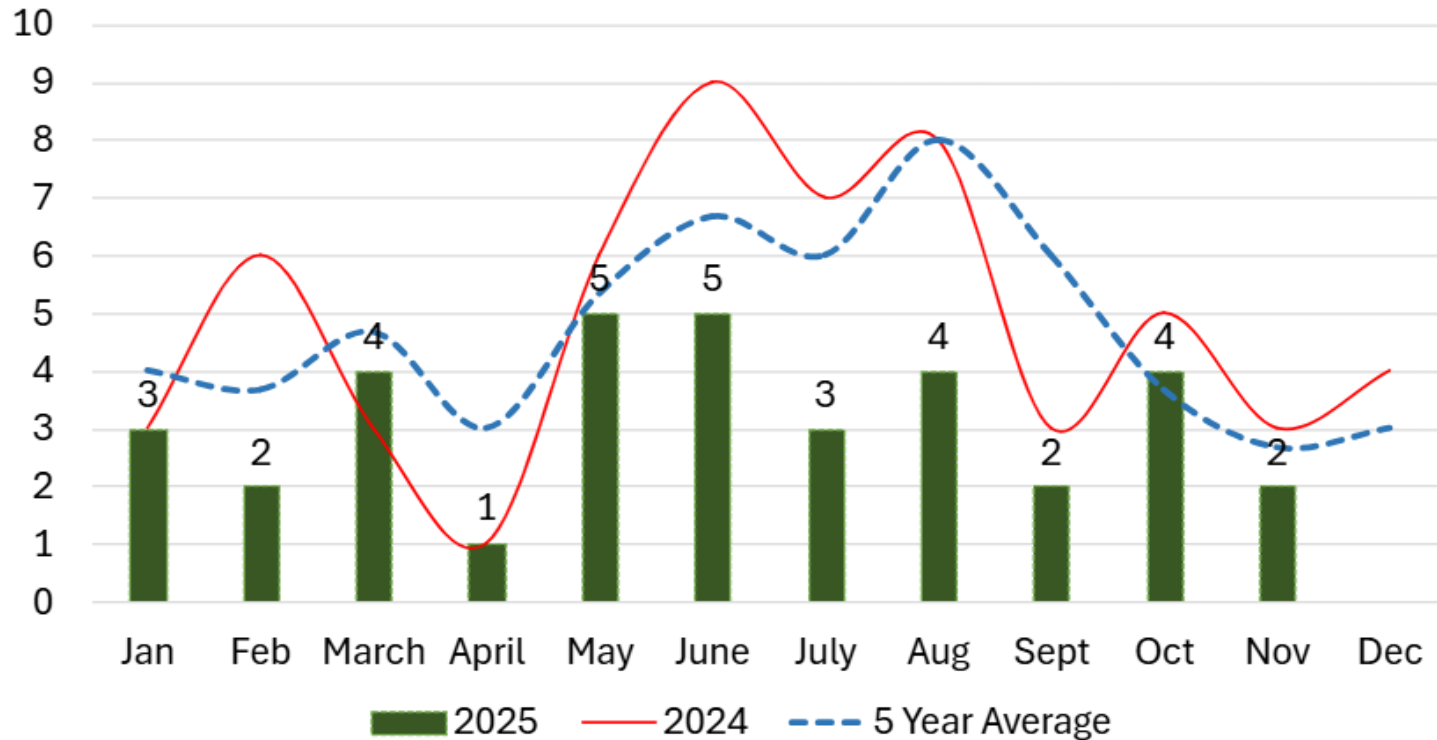
YTD 2024: 58 victims

YTD 2025: 37 victims

Difference: -21 victims

Difference: -36%

Crime Reduction Goals Homicide (Victim Count)



ON TRACK TO SURPASS 2025 REDUCTION GOAL

Goal: **3% Reduction**

5Y average: 7,706

Baseline 2024 : 7,441

Target 2025: 7,214

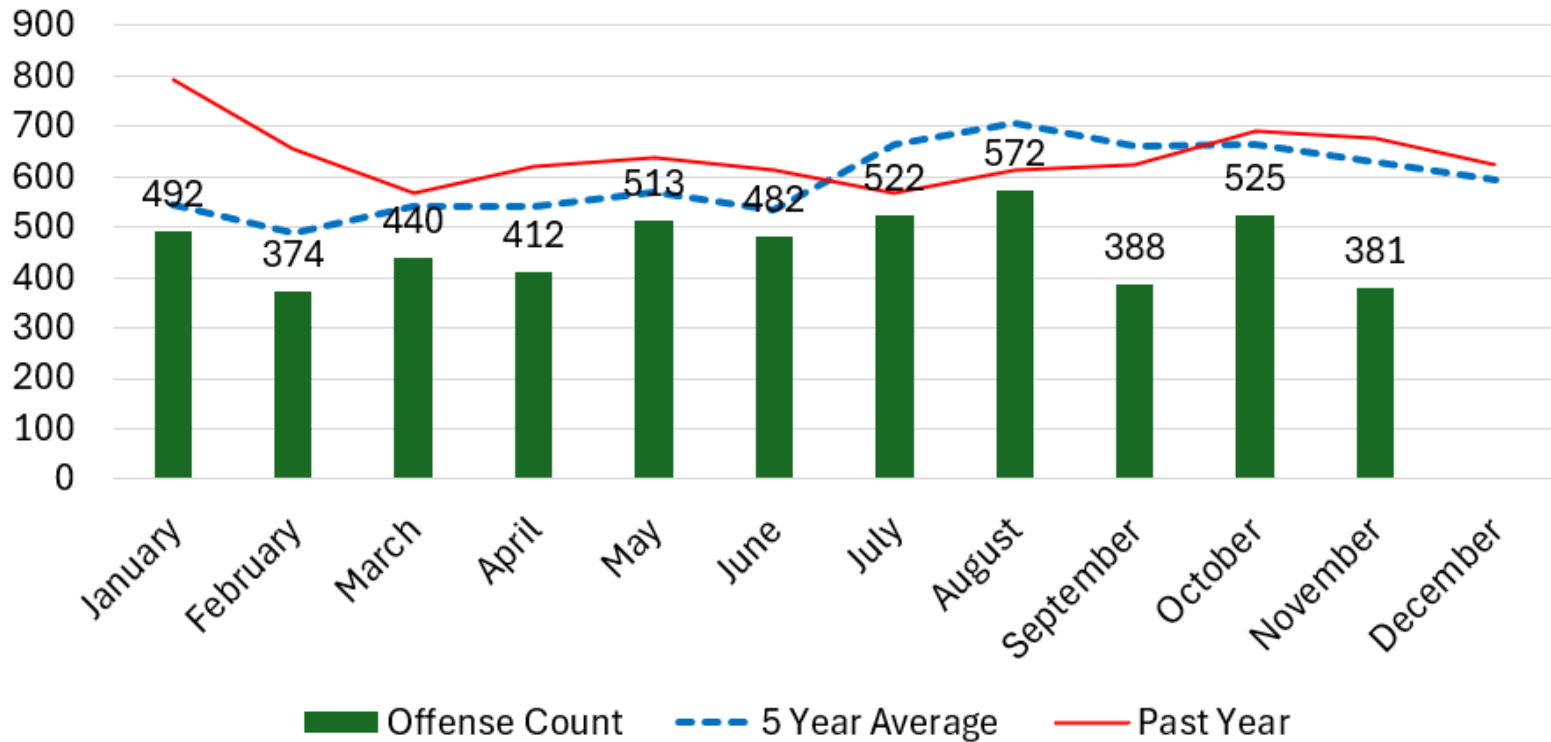
YTD 2024: 6,876

YTD 2025: 5,289

Difference: -23%

Incidents Down by -1,587

Crime Reduction Goals Stolen Vehicles



ON TRACK TO SURPASS 2025 REDUCTION GOAL

Goal: **3.8% Reduction**

5Y average: 8,606

Baseline 2024 : 8,961

Target 2025: 8,606

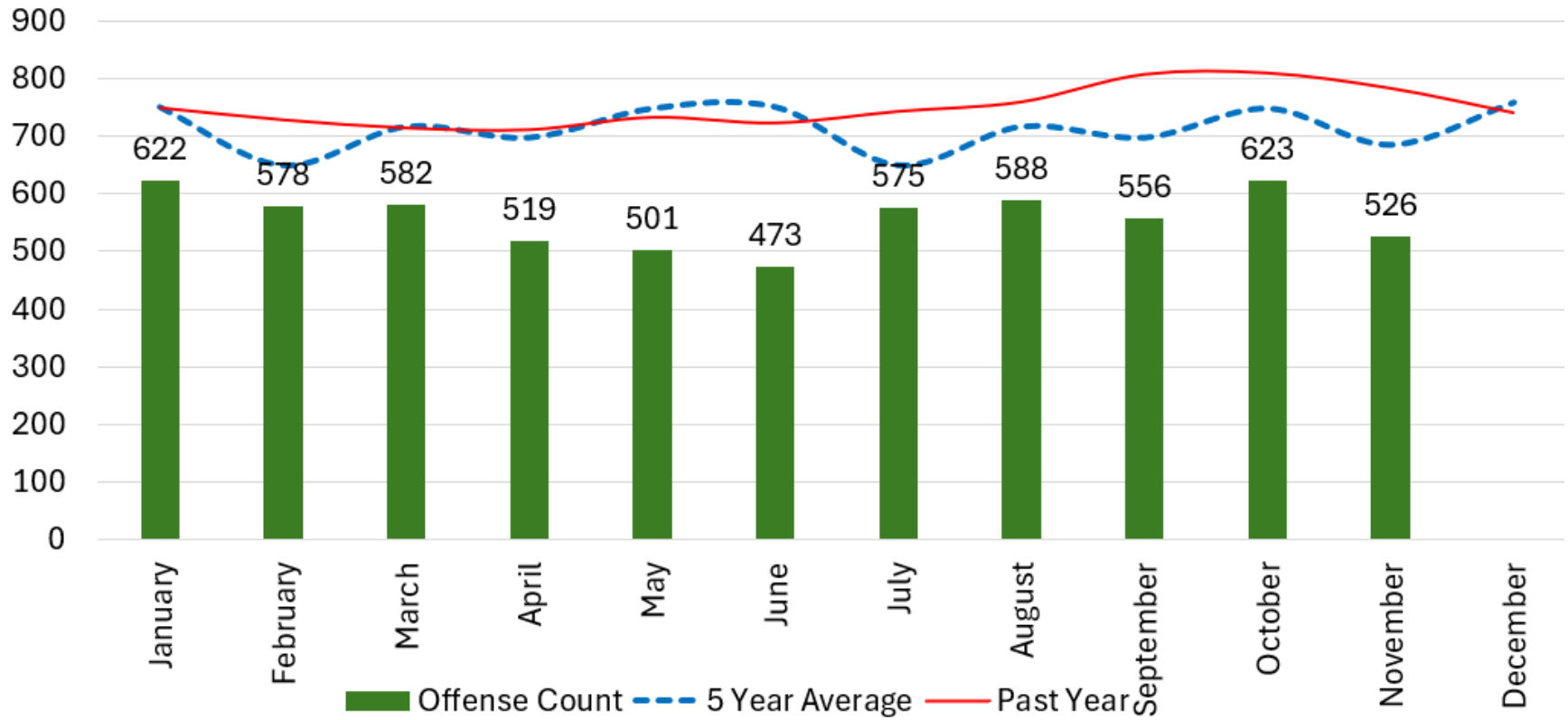
YTD 2024: 8,216

YTD 2025: 6,666

Difference: -19%

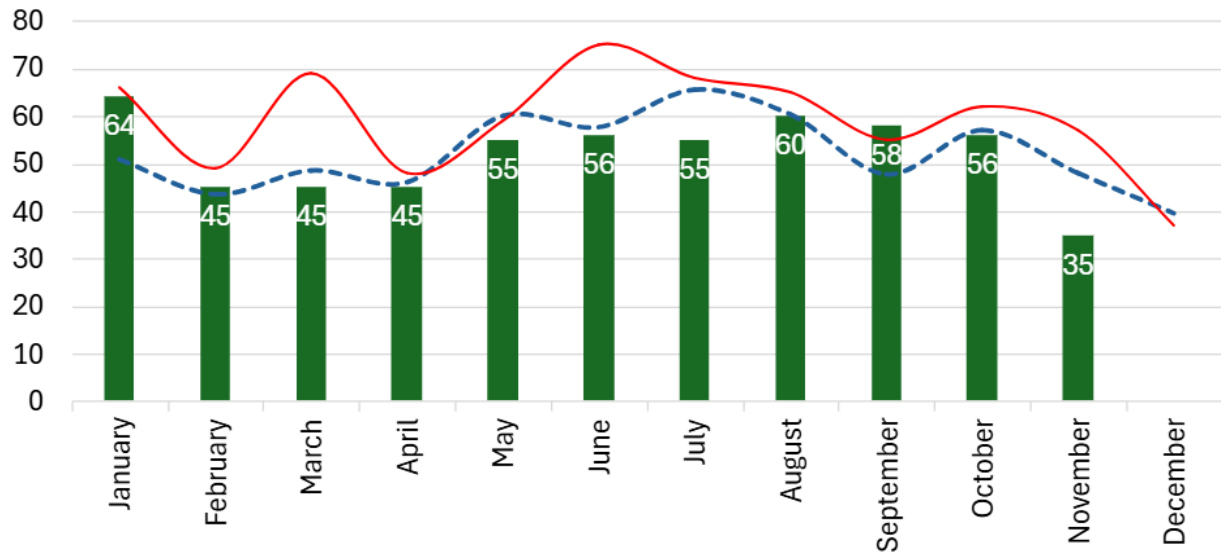
Incidents Down by -1,550

Crime Reduction Goals Burglaries

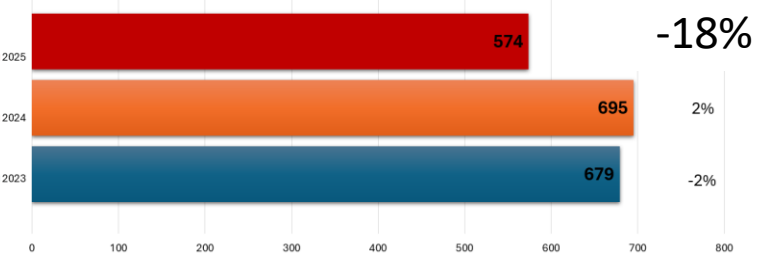


Shootings & Shots Fired Citywide

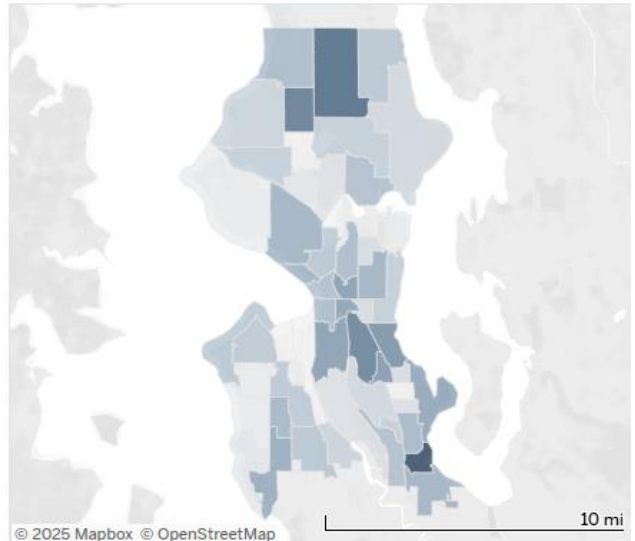
Crime Reduction Goals Shooting/Shots Fired



■ Offense Count --- 5 Year Average — Past Year



2025 Shootings & Shots Fired by MCPP

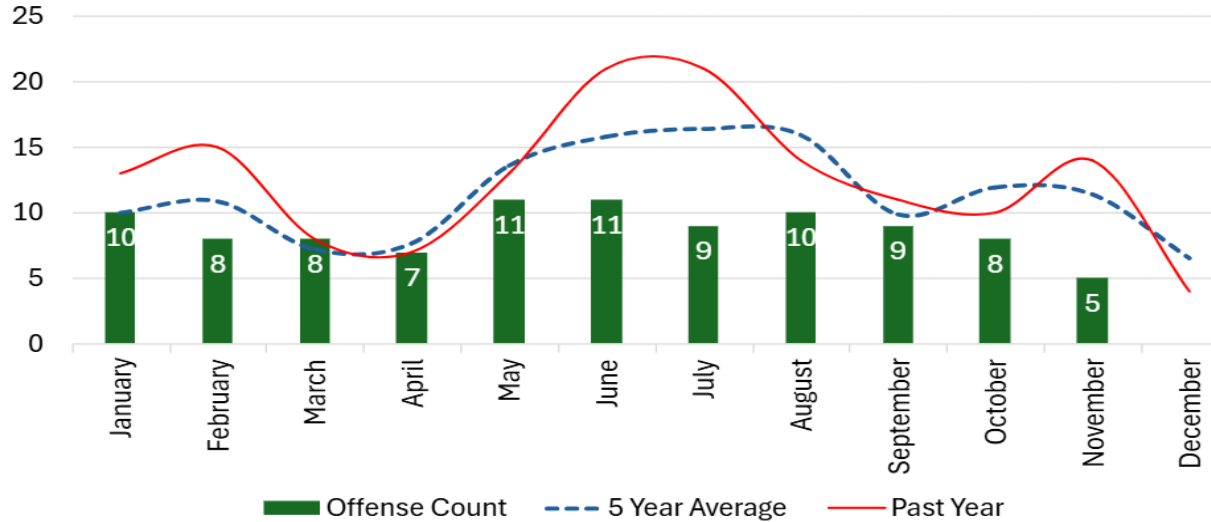


2025 Top 10 by MCPP

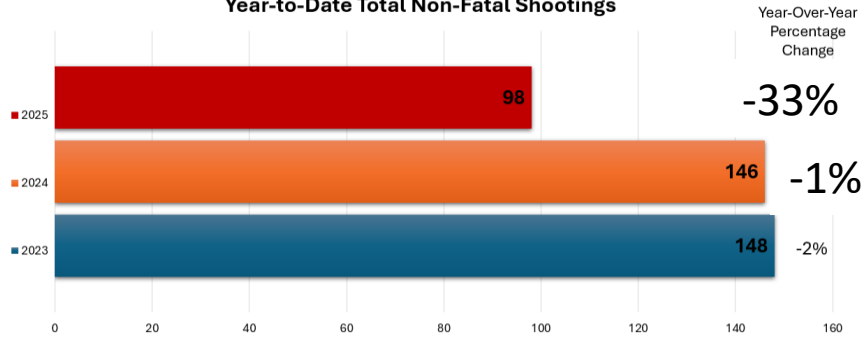
MCPP (OFFENSE_LOCA..	2025	2024	2023
RAINIER BEACH	41	29	46
NORTHGATE	32	45	36
GREENWOOD	28	20	15
NORTH BEACON HILL	26	22	19
MOUNT BAKER	22	31	13
CLAREMONT/RAINIER VIS..	20	16	7
SODO	19	14	17
FIRST HILL	19	22	15
CHINATOWN/INTERNATIO..	18	39	37
LAKEWOOD/SEWARD PAR..	17	16	5

Non-Fatal Injury Shooting

Crime Reduction Goals Non -Fatal Shootings

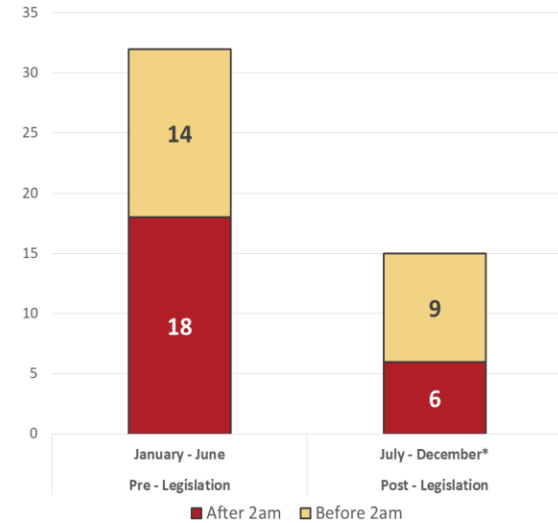


Year-to-Date Total Non-Fatal Shootings



After-Hours Nightlife Ordinance

2025 Nightlife Shooting Incidents



Data Source: Seattle Police Department

* Through December 5th

Police Neighborhood Resource Center Pilot

90-Day Impact

Neighborhood Officer Program pilot at Magnuson Park ran for 90 days (July 22 to October 30). The North Precinct assigned two officers (Unit 2U91) during second watch to operate from the Parks building within Magnuson Park.

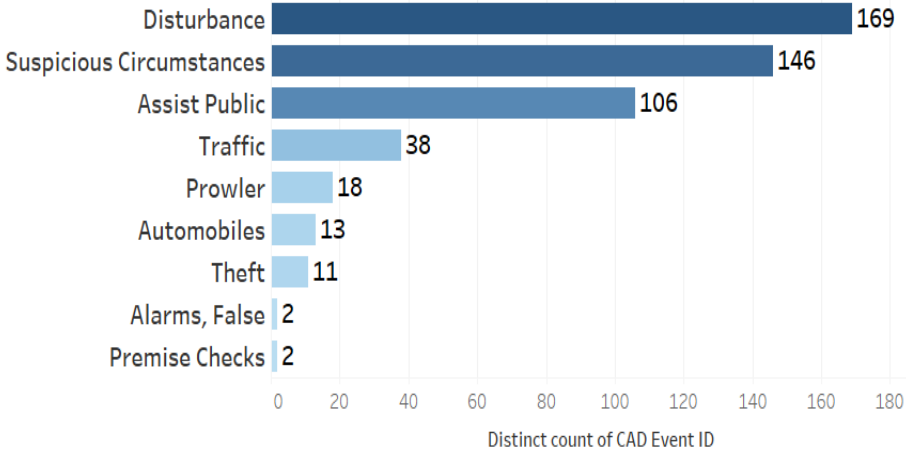
- **CAD Events:** 4% decrease in dispatched calls compared to projected levels without intervention (statistically significant, $p=0.05$)
- **Property Crime:** 9% decrease compared to projected levels without intervention (statistically significant, $p=0.001$)
- **Service Hours:** The neighborhood officers provided 182 service hours on Priority 1-3 CAD events in the park area, representing approximately 30% of all service hours in the park area during the pilot period

Priority Area - Magnuson

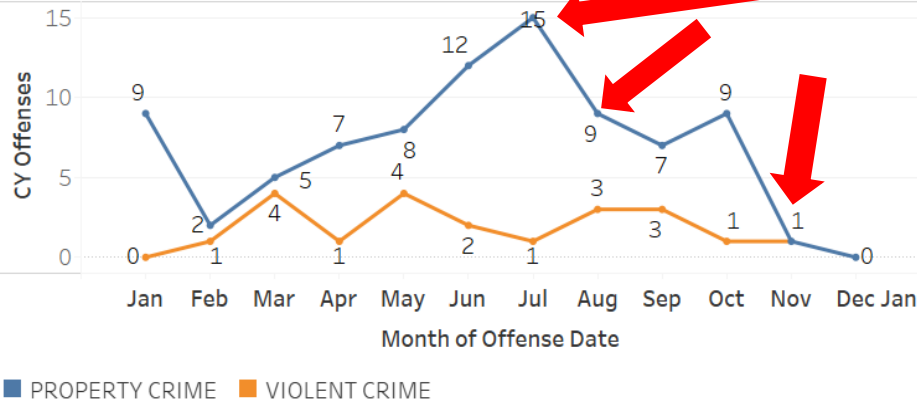
Significant Incidents in N-Magnuson

		2025	2024	Amt Change	% Change
VIOLENT CRIME	HOMICIDE	0	1	-1	-100%
	AGGRAVATED ASSAULT	17	20	-3	-15%
	RAPE	2	1	1	100%
	ROBBERY	2	14	-12	-86%
	Total	21	35	-14	-40%
PROPERTY CRIME	ARSON	2	0	2	
	BURGLARY	13	14	-1	-7%
	LARCENY-THEFT	61	46	15	33%
	MOTOR VEHICLE THEFT	12	31	-19	-61%
	Total	84	84	0	0%

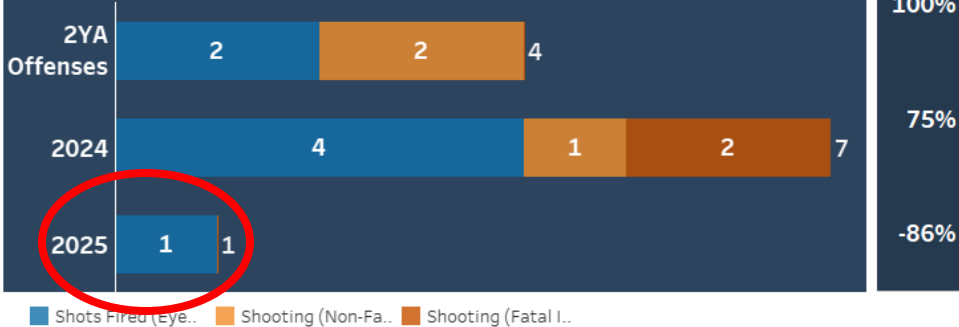
2025 YTD Top CAD Event Types in N-Magnuson



2025 Significant Incidents in N-Magnuson



Shots Fired in N-Magnuson



Hiring Statistics

Recruitment and Retention

- A net increase of 94 officers in 2025 versus a net loss of 9 officers in 2024
- 159 hired this year compared to 70 hired last year
- As of 12/4/2025, the SPD has hired more officers in 2025 than any of the previous 15+ years
- 921 deployable officers
- 3,843 applicants met the minimum qualifications
- 65 separated from the department this year versus 79 separated last year



SEATTLE CITY COUNCIL PUBLIC SAFETY COMMITTEE BRIEFING

DECEMBER 2025

